Emco Dynatorq

Title: Electromagnetic Clutch-Brake Combination

TYPE 41.800. □□ .10.3[8] & 12.3[8] - Normally Off

Reference: –

DIMENSIONS

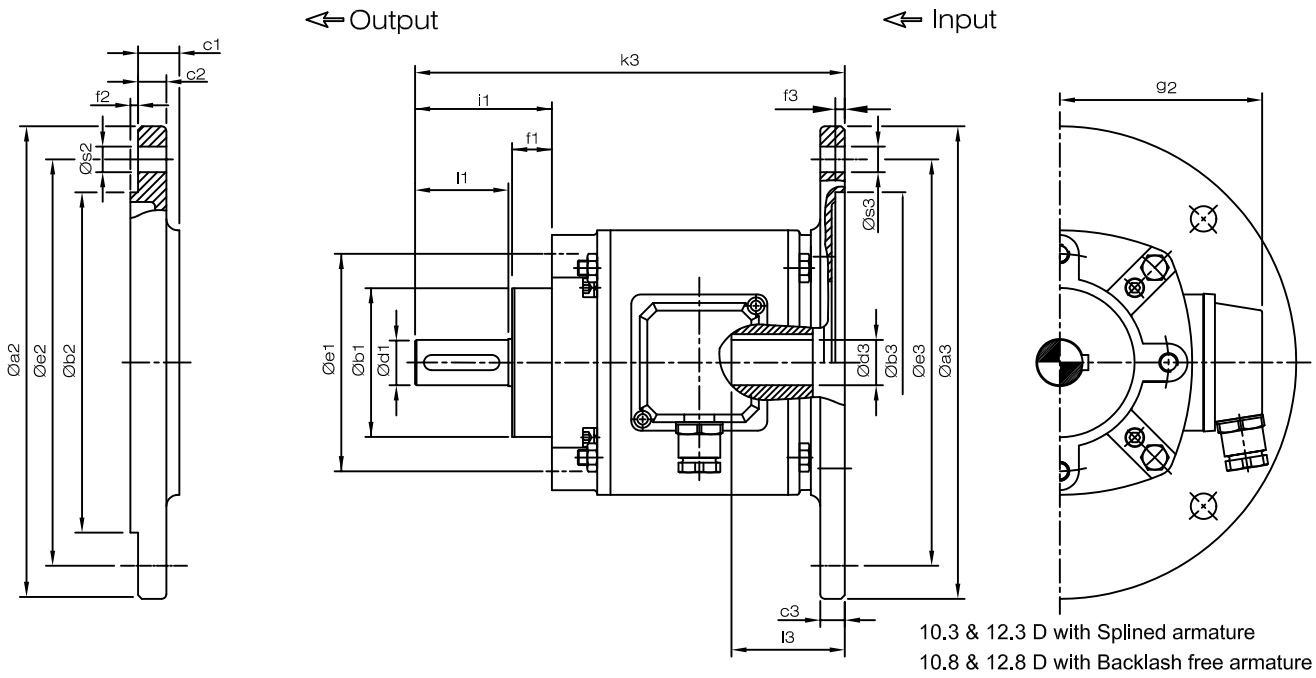

10.3 & 12.3 D with Splined armature
10.8 & 12.8 D with Backlash free armature

PARAMETERS

Basic design 14.800.□□.10.3[8]

Size	MK. Nm	Clutch P at 20° C W	Brake P at 20° C W	a_3	b_1 h8	b_3 H9	c_3	d_1 k6	d_3 G7	e_1	e_3	f_1	f_3	g_1	g_2	i_1	k_3	l_1	l_3	s_1	s_3	g
06	7.5	15	11.5	140	52	95.2	10	11	11	67	115	10	4	90	89	35	146	23	40	M6	M8	9
				160		110.2		14	14		130					42	153	30			10	
08	15	20	16	160	65	110.2	14	14	14	90	130	10	4	112	95	42	184	30	50	M8	M8	9
				200		130.2		19	19		165					52	194	40			11.5	
10	30	28	21	200	78	130.2	13	19	19	115	165	19	4	140	110	62	217	40	60	M10	M10	9
				250		180.2		24	24		215		5			72	227	50			13.5	
12	60	35	28	200	78	130.2	16	24	24	115	165	20	4	167	136	72	251	50	70	M10	M10	11
				250		180.2		28	28		215		5			82	261	60			M12	
16	120	50	38	250	98	180.2	20	28	28	145	215	20	5	210	158	82	294	60	80	M12	M12	11
				300		230.2		38	38		265					102	314	80				

Output flange

Size	a_2	b_2 j7	c_1	c_2	e_2	f_2	s_2
06	140	95	12	10	115	3	9
	160	110			130	3.5	
08	160	110	12	9	130	3.5	9
	200	130			165		11.5
10	200	130	22	15	165	3.5	11
	250	180			215	4	13.5
12	200	130	22	15	165	3.5	11
	250	180			215	4	13.5
16	250	180	22	15	215	4	13.5
	300	230			265		

All dimensions are in mm.

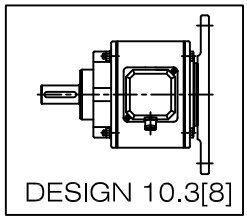
DESIGN 10.3[8]

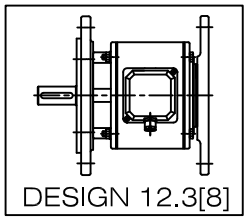
DESIGN 12.3[8]

Note:-

1. 1Nm. = 0.102 Kgm. = 0.737 lb.ft.
   MK. rated Torque at 100 rpm.
2. Standard voltage 24 V.D.C.
   Other Voltages on request.

@ Keyway to DIN 6885/ IS : 2048
Specifications are subject to change without notice.

ORDERING DATA

in general - 1.Type 2. Size 3.Design 4.Colt votltage
Variants - Input hollow shaft diameter (Rotor Bore)
Input flange diameter
Out put shaft diameter
Output flange diameter

Drawn	Nutan	Drg.No. L3. 128
Appr.		
Date		Sheet 1 Of 1

THIS DOCUMENT IS THE PROPERTY OF EMCO DYNATORQ PVT. LTD. UNAUTHORISED DISCLOSURE TO ANY THIRD PARTY OR DUPLICATION IS NOT PERMITTED